

Our original, the Soft Bed, gets an upgrade!



- ✓ fewer components: easier to install
- ✓ even better softness
- ✓ optimized slope: drier lying areas




**NEW**

# Softbed LongLine

## 2-layer mattress comfort

### ALL IN ONE:

slope and edge are integrated into the upper mat



| **Rear area: pronounced slope with chamfer**

- > liquids drain off more easily
- > gentle on joints, no stumbling edge

| **Integrated head edge with countersunk fixing points**

- > facilitates professional installation



# Softbed LongLine

continuous roll system in 2 layers



## | 2-layer composition

- › seamless and permanent softness for every load condition

## | Foam-supported, jointless softness within the roll edges

- › supports the correct resting position of the cow
- › improves slip resistance

## | Smart roll design

- › integrated sealing lips and dirt barriers minimize soiling and protect the foam
- › trapezoidal strut sections over the foam area improve stability and durability
- › prefabricated, countersunk fixing points at the head edge ease installation

## | Proven, easy to maintain pebbled surface

## | Rear area

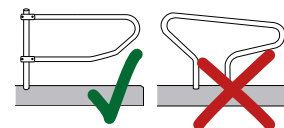
- › pronounced slope: promotes quick drying off of the surface
- › chamfer: gentle on animal joints, no stumbling edge

## | Installation independent of divider arrangement


| **THICKNESS**  
ca. 5 cm

| **2-LAYER COMPOSITION**

| **COMFORT**



suitable for cantilever dividers only



## DIMENSIONS

	THICKNESS	WIDTH	LENGTH
<b>Softbed LongLine</b>	ca. 5 cm		
consists of:			
Softbed LongLine (top covering)	17 mm	180 cm	2.5 - 35 m in 10-cm increments
KRAI-PUR (foam)	33 mm	140 cm	200 cm

## Side closure bars

WELA-R/WS-R 170 (right) and WELA-L/WS-L 170 (left)  
**WIDTH:** 9 cm, **LENGTH:** 170 cm

## ACCESSORIES

**Middle bar** WELA-M/WS-M 170 for connecting two rolls  
**WIDTH:** 13 cm, **LENGTH:** 170 cm

## INSTALLATION

fixing with 2 - 3 framing plugs / cubicle at the head edge, with 6 - 8 framing plugs at the bars

## Your KRAIBURG dealer:



Please take notice of the corresponding KRAIBURG specifications and installation instructions with useful advice and tips. You will obtain these at your local KRAIBURG dealer or at [www.kraiburg-elastik.com](http://www.kraiburg-elastik.com).



The products presented here should only be used for the mentioned applications. Technical specifications are subject to alterations. Tolerances see [www.kraiburg-elastik.com](http://www.kraiburg-elastik.com). All sales are subject to our General Terms and Conditions. Legal basis is the German version of the document.